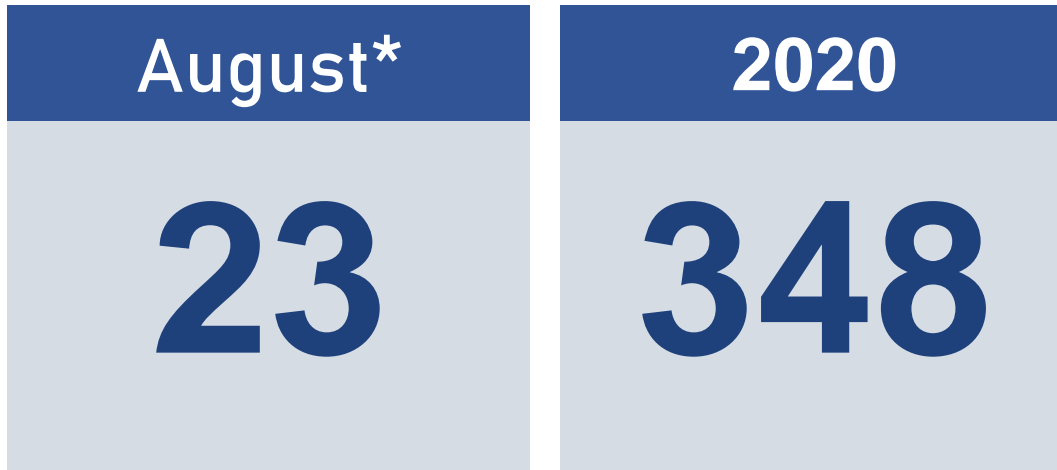


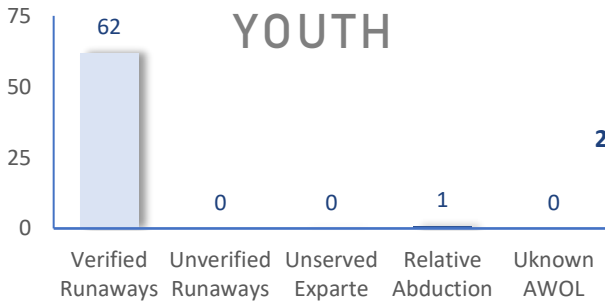
The following statistics show the status and demographics of absent Kansas foster youth and track DCF's successful recovery efforts.

## RECOVERED YOUTH

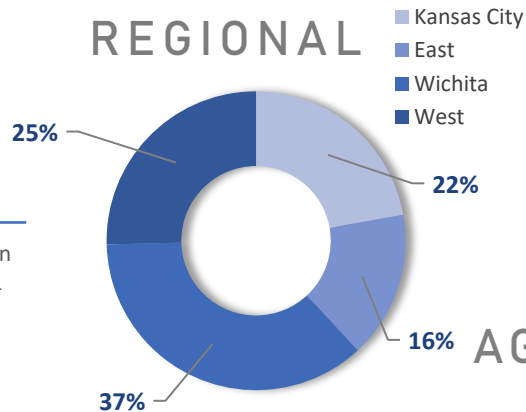


\*A youth may be recovered more than once per month.

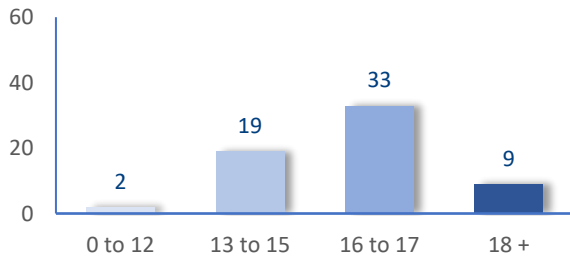
## CURRENT AWOL YOUTH



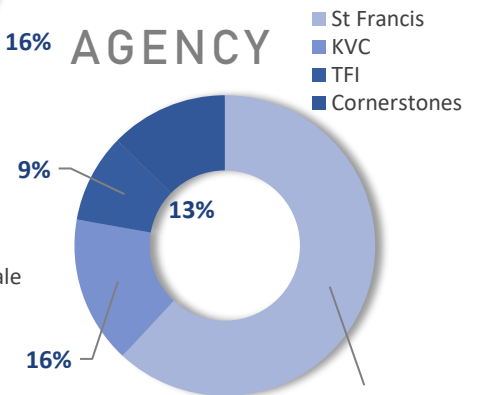
## REGIONAL



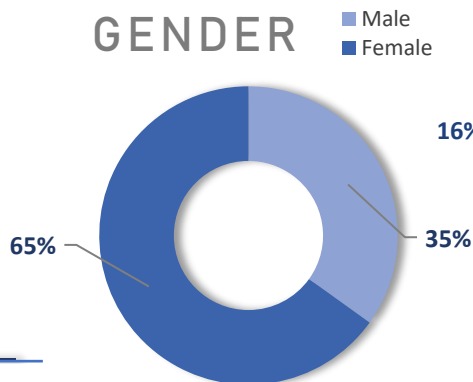
## AGE



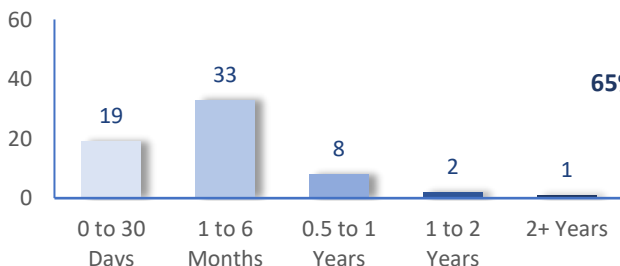
## AGENCY



## GENDER



## TIME



## DAILY AWOL YOUTH

# 2020

May		June		July		August	
DATE	# AWOL	DATE	# AWOL	DATE	# AWOL	DATE	# AWOL
1	69	1	71	1	67	3	67
2	75	2	71	2	67	4	66
3	69	3	72	6	67	5	69
6	67	4	73	7	65	6	67
7	69	5	70	8	67	7	67
8	70	8	68	9	66	10	67
11	75	9	67	10	67	11	65
12	75	10	69	13	65	12	63
13	78	11	74	14	66	13	
14	78	12	75	15	68	14	
15	79	15	78	16	66	17	
18	81	16	73	17	66	18	
19	79	17	73	20	65	19	
20	74	18	75	21	66	20	
21	73	19	77	22	62	21	
22	74	22	76	23	61	24	
26	75	23	74	24	61	25	
27	77	24	70	27	62	26	
28	82	25	68	28	61	27	
29	74	26	67	29	62	28	
30	74	29	64	30	62	31	
		30	67	31	63		